

CLASS-1

S.NO.	NAME OF THE BOOK	
1	MY ENGLISH READER	
2	ENGLISH PRACTICE BOOK	
3	MY LIVING WORLD	
4	PRIMARY MATHS	
5	BHASHA MADHURI	
6	BHASHA ABHYAS	
7	STEP BY STEP 1	
8	DHARAM SHIKSHA	

The split up syllabus is to be followed strictly

MONTHS	WORKING DAYS
APRIL	18
JUNE	10
JULY	23
AUGUST	20
SEPTEMBER	19
OCTOBER	15
NOVEMBER	20
DECEMBER	17
JANUARY	20
FEBRUARY	19
MARCH	

TERM I- APRIL – AUGUST
CLASS- I
EVALUATION - 1 (2019-20)

Sub: ENGLISH TERM I April to August					
MONTHS	LESSON {M Y ENGLISH READER}	PRACTICE BOOK	WRITING SECTION	ACTIVITY	MATERIAL REQUIRED
APRIL	(1) The pets	Page no. 1 to 8	Name of animals and their young one's	Collect and paste the pictures of 10 animals and their young one's	Stickers of animals And their young ones.
	(2) kitty the naughty cat		Concept of in, on, under		Draw picture of in And under
JUNE / JULY	(3) A funny funny zoo		Animals and homes oral conversation		-----
JUNE /JULY	(4) Neha in a Jeep	Page no 9 to 11	"ee" sound words	Take a news paper circle	Write 'ee' sound words
			5 Lines on My pet	"ee" words and "ll" words	-----
	(5) The big bell	Page no 12 to 14	"ll" sound words		Draw bell
	(6) The hot spoon	Page no 15 to 17	"oo" sound words	Make a word train of "ee" And "oo" words	-----
	(7) A Shop in the ship	Page no 18 to 20	"sh" words	Treasure hunt	-----
	(8) Chintu and the chicks	Page no 21 to 23	"ch" sound words		
AUGUST	(9) The thief and the thorn (11) One thing at a time	Page no 24 to 27 Pg no 33	"th" sound words Rhyming words Animals sounds, dictation	Paste your pet's pictures and write 5 lines on it.	----- Crayons colours
AUGUST	REVISION				

Conversation I	oral
1	What is the name of your school?
2	In which class do you study?
3	Who is your Class teacher?
4	What should you say when you come to the school?
5	What should you say when you leave the school?
6	What is the name of your father?
7	What is the name of your mother?
8	What is your phone or mobile number?
9	Where do you live?
10	How many brothers and sisters do you have?
11	How many students are there in your class?
12	How many girls are there in your class?
13	How many boys are there in your class?
14	Who is the tallest boy in the class?
15	Who is the tallest girl in the class?

EVALUATION - 2**II Term September to December**

SEPTEMBER	(10) puss in the class	Page no 28to 30	“ss” sound words	Paste your father’s picture and write
	(11)one thing at a time (oral)		Arranging jumbled letters	5 line on him
	(12)Vicky and Nicky	Page no 31 to 33	“ch” sound words	
	(13)The King’s ring	Page no 34 to 35	“ng” sound words	Paste 10 pictures of different items and
OCTOBER/ NOVEMBER	(14) My Mummy (oral)		5 lines on “My mother”	Change them into
	Poem recitation			Many
				Simon says run, jump etc.(doing words)
	(15) Anil and Geeta	Page no 35 to 42	Introduce your self using “I” concept of he,she it	
	(16)Out of the cage	Page no 43 to 45	Concept of is, are	
	(17) Tiny ball (oral poem recitation)		Oral conversation	
	(18) Clever chicks(oral)	Page no 46 to 48	Concept of you,we,they	role play by children
	(19) Tommy-The pet	Page no 49 to 53	Punctuation, concept of has/have	

Conversation II	
1	How do you come to school?
2	What should you say when you meet someone?
3	What should you say when someone ask "How are you"?
4	How should you ask for the things from your friends?
5	Who is your principal?
6	What is your address?
7	Who are your friends in the class?
8	What is the colour of leaves /grass?
9	What do you see in the sky in the morning?
10	What do you see in the sky in at night?
11	Which is your favorite game?
12	How do you wish your friend on his/her birthday?
13	How do you greet your guest?

EVALUATION 3

III Term January to March

Mouths	Lesson (My English Reader)	Practice Book	Writing Section	Activity	
January	20. A Picnic 21. Raju's Bunny	Page no. 54 to 56 Page no. 57 to 61	Introduction of these/those Singular/plural opposite words.		----
	22. Kitty's Birthday	Page no. 62to67	Interrogative sentences, Describing words	Prepare an invitation card.	A4 chart paper, sketch color, fevicol
	23. The ants	Page no. 68 to 71	Action words, Describing words	Write 5, lines on the given picture	
February/ MARCH	24. The greedy monkey	Page no. 72 to75	Usage of was were	Paste the picture of any 10 things and write a/an before them.	
	25. Golu's shop	Page no. 76 to 80	Usage of a/an write the given words in the correct order.		
	26. Neha in the forest		Write few lines on "My teacher" unseen passage oral conversation, dictation.		
Revision					
Conversation-III					
All the conversation question of I & II Evaluation					

कक्षा- पहली

1

विषय- हिंदी

पुस्तक का नाम- भाषा माधुरी, भाषा अभ्यास

I Term April to August

माह	भाषा माधुरी	भाषा अभ्यास	कार्यकलाप /रचनात्मक खण्ड	
अप्रैल	पाठ 1 राजा बेटा पाठ 2 अमन	पाठ 1 अमन स्वर व्यंजन; पुनरावृत्ति)	कविता पाठ	अ मात्रा के शब्द लिखो
जून	पाठ 3 समझदा र अजय पाठ 4 रविवार का दिन	पाठ 2 समझदार अजय पाठ 3 रविवार का दिन	कहानी वाचन मात्रा के चित्र चिपकना (T.f)	Send Crayons colour
जुलाई	पाठ 5 दीपावली आई	पाठ 4 दीपावली आई	वर्षा ऋतू का एक चित्र बनाइए	
अगस्त	पाठ 6 गुड़िया के शादी पाठ 7 शाम हुई	पाठ 5 गुड़िया के शादी व शाम हुई	चित्रात्मक कहानिया लिखना मात्रा के चित्र चिपकाना (ी, ु) मात्रा दिए का चित्र बनाइए। शब्दों को चित्रों से मिलाइये।	Send Crayons colour
	रिवीजन			

II Term September to December				
माह	भाषा माधुरी	भाषा अभ्यास	कार्यकलाप /रचनात्मक खण्ड	
सितम्बर	पाठ 8 जादूगर का जादू	पाठ 6 जादूगर का जादू	ठमला ।	Send Crayons colour
अक्टूबर	पाठ 9 मेला पाठ 10 शैला की मैना पाठ 11 होली का दिन	पाठ 7 मेला पाठ 8 शैला की मैना पाठ 9 होली का दिन	शब्दों को चित्रों से मिलाइये । कहानी वचन	Send Crayons colour
नवम्बर	पाठ 12 कौषल की सालगिरह	पाठ 10 कौषल की सालगिरह	इमला	
दिसम्बर	पाठ 13 संजय की पतंग	पाठ 11 संजय की पतंग		Send craft paper and decorative material
	रिवीजन			

III Term January to March				
माह	भाषा माधुरी	भाषा अभ्यास	कार्यकलाप /रचनात्मक खण्ड	Send Crayons colour
जनवरी	पाठ 14 तांगे वाले की मूंछें पाठ 15 परियों की रानी	पाठ 12 तांगे वाले की मूंछें व परियों की रानी	चित्र देखकर वाक्य पूरे कीजिए ।	Send Crayons colour
फरवरी	पाठ 16 मस्तकलंदर पाठ 17 नन्ही चिड़िया पाठ 18 अच्छी परी पाठ 19 गुब्बारे वाला	पाठ 13 मस्तकलंदर व नन्ही चिड़िया पाठ 14 अच्छी परी पाठ 15 गुब्बारे वाला	इमला । अपने प्रिय मित्र पर पांच वाक्य लिखिए । चिड़ियाधर के बारे में पांच वाक्य लिखिए । कहानी वाचन ।	Send Crayons colour
मार्च	पाठ 20 योगशाला ।	पाठ 16 योगशाला ॥	योग के बारे में ज्ञान देना ।	
	रिवीजन			

नोट: रचनात्मक ,खण्ड सुक्षाव मात्र है । संबंधित क्रियाकलाप किए जा सकते हैं ।

Language Skill (English & Hindi Development)

Listening skill: Stories, songs and Rhymes, Housegame, Parcel, games, Jump into the island be quick game,

Speaking skill: Framing sentences, Answering questions, Rhyming games, News, Assembly

Presentation, songs & rhymes,

Reading skill: Picture stories, poem reading, story reading, Pointer game for reading fun English axt Book

Writing skill: Poem and story Writing, rhyming games Word tree, Housie games, Word train Question answer writing, Dictation writing.

Sub:Maths

EVALUATION 1

Class:1**I Term (April to August)**

April	1) Comparison	Page no.1 to 16	Teaching comparison by showing different object (big/small/fat/thin/long/short/far/near etc) Table of 2	Send Stickers of comparison
	2) Number Concept(0-50)	Page no.17 to 24	Number name 1-50. Table of 3	-----
JUNE/ JULY	Number concept(0-50)	Page no.25to32	Concept of ordinal numbers by activity, Table of 4	-----
	Number concept (0-50)	Page no.33 to 42	Table of 5, Comparison of numbers showing greater or lesser than ($<$, $>$) by using stickers or bindis.	Send 1 packet of bindis.
	REVISION		1)Table 2,3,4,5)	

EVALUATION 2 **II Term (September to December)**

SEP	3) Addition & Subtraction	Page no.43to53	Concept of addition and subtraction on the number line.	-----
	4) Shapes	Page no. 54 to 63	Show the children practically how many faces are there in a cube, cuboid, cone, cylinder and sphere using objects. Table of 6.	Send Stickers of solid shapes
OCT/ NOV	5) Number concept(0-100)	Page no.64 to 77	Concept of ones and tens with the help of abacus. Table of 7.	-----
	6) Length	Page no.78 to 80	Number name 50-100, paste different shapes. Pasting thing of different length.	Send Stickers of Different shapes
	7) Add and subtract	Page no.81to 83	Measure length of different objects using non standard units.(cubits, strides, handspan and palm)	-----
			Addition and Subtraction with the help of abacus	-----
			Table of 8.	
DEC	8) Weight	Page no. 84 to 87	Concept of heavier and lighter	Send Stickers of Heavy and light object

NOTE-----Refer the NCERT Trainer's Handbook in Early Childhood Care and Education Book

IIIrd Term (January to March)

JAN	9) More on Addition	Page no.88to92	Concept of more and less by comparing the capacity of different things practically	Send Stickers of Capacity of different object
			Table of 9.	
	10) Capacity	Page no.93to94		
FEB/MARCH	11) More on subtraction	Page no.95to99	Table of 10.	-----
	12) Time	Page no.100to105	Clock marking- Time reading activity.	Send craft paper, fevicol, decorative materials
	13) Money	Page no.106to114	Tables 2 to 10.	
	Money		Handle money, add coins	Send Stickers of money
	REVISION			

EVALUATION 1

ENVIRONMENTAL SCIENCE			
I Term (April to August)			
MONTHS	MY LIVING WORLD	WRITTEN ACTIVITY	
MATERIAL REQUIRED			
APRIL	1) More about me	Paste your photograph and write 5 sentences about yourself, solve the puzzle on body part (kit)	Child photo
		Draw the picture of sense organ. Discussion on various sense organ (test your senses)	Send Stickers of sense organ.
	2) keeping clean	Draw the picture of 5 things needed to keep our body clean	Crayons colours
		Discussion how to keep our body clean	-----
		Collect the wrappers of things we use to keep our body clean	Waste materials from home
	3) Our food	Paste the pictures of 5 vegetables and 5 fruits.	Send Stickers of Vegetables and fruits

		Distinguish between healthy and unhealthy food	-----
		Bring fresh fruit and dry fruits in your tiffin.	-----
JUNE/JULY	4) Keeping healthy	Paste the picture of 5 things which keep our body healthy, exercises (body warm up) fix 16 piece puzzle (e-wiz kid cd room)	-----
	5) Clothing	Draw the pictures of different clothes that we wear in different season. Use e-wiz kid cd	Send Stickers of Different seasons
	REVISION		
EVALUATION 2			
II Term (September to December)			
SEPT	6) house is must	Draw the picture of different type of houses	Crayons colours
	7) Who are they	Paste the photo graph of family member in your book	Photo of family
OCT/NOV	8) We are a happy family	Make family chart. Page no.40 of living world	-----
	9) Fair and festivals	Draw National Flag of India and colour it discussion on fair and festival, National flag	Crayons colours
	10) Know your surrounding	Collect the pictures of desert, forest, rivers, mountain	Crayons colours
DEC	REVISION		
EVALUATION 3			
III Term (January to March)			
JAN	11) Plant	Draw and colour the different part of plant and things which we get from plants Activity Grow a plant	Crayons colours
		Block printing with leaves. Collect the material from plant and paste it on the picture of tree.	-----

	12) the Animal Kingdom	Paste the picture of any 5 birds, wild/domestic animals	Send stickers of birds, wild/domestic animals .
FEB/MARCH	13) Water	Draw the picture of 5 sources of water in your copy.	Crayons colours
		Discussion on water cycle. Discussion on various uses of water.	_____
	14) Important Places	Write the name of school. Hospital. Park, milk booth and	
	15) Let us meet them	Post office present in your neighborhood	
		Let us meet them (role play) by passing the parcel	
MARCH	REVISION		

Syllabus of Class – (Computer)

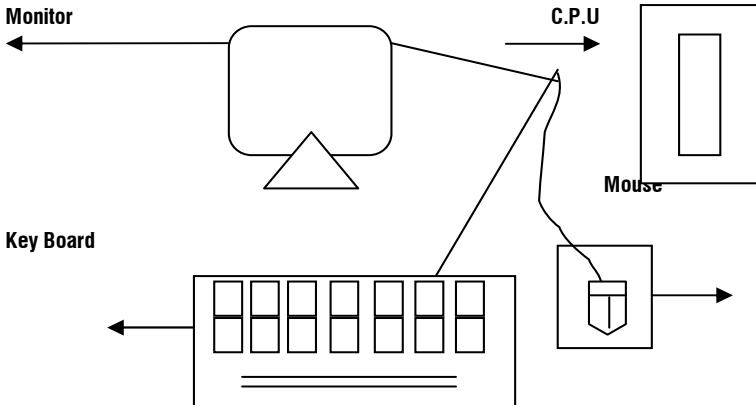
EVALUATION 1

Term-I

1. My Computer

What is Computer

Computer is an electronic machine.



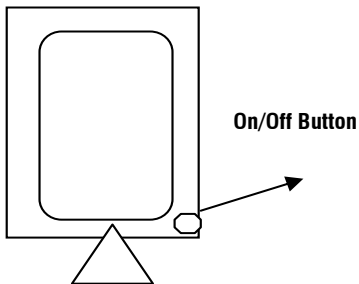
Uses of Computer-

- 1) We can play games.
- 2) We can make greeting cards.
- 3) We can draw picture
- 4) We can watch movie.
- 5) Computer makes our calculation very easy.

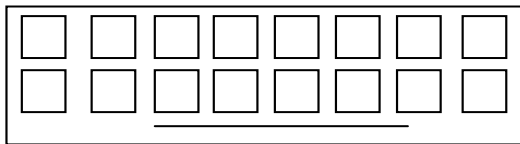
2 parts of Computer-

A Computer consists of four parts:-

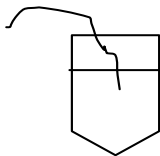
1. Monitor:- Monitor is the display unit. Monitor looks like a television.



2. Keyboard:- Keyboard is just like a typewriter. It is an input device.

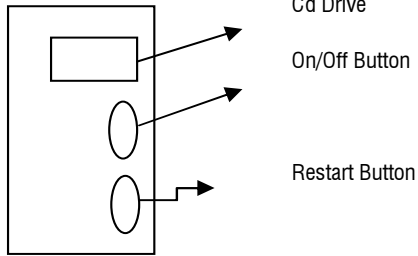


3. Mouse:- Mouse is a pointing device. It is an input device.



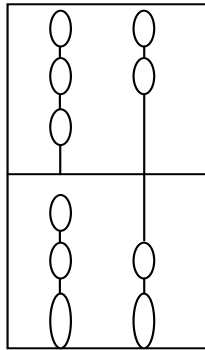
4. C.P.U.: The full form of C.P.U is the central processing Unit.

C.P.U is also called the Brain,



3. History of Computer

The Abacus was the first calculating device used for calculation.



Exercise

Q1. Fill in the blanks

1. Computer is an _____ machine. {electronic}
2. Computer makes our calculation very _____ {fast}
3. Computer has _____ parts. {four}
4. The four parts are— 1) Monitor 2)_____ 3) Keyboard 4)CPU {mouse}
5. Keyboard is just like a _____ {typewriter}
6. Monitor looks like a _____ {television}
7. Monitor is the _____ {display}
8. Mouse is an _____ {input}

Q2. State True/False

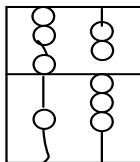
1. Computer is a mechanical device. _____ (false)
2. The speed of a Computer is very slow _____ (false)
3. We can make greeting cards with computer. _____ (true)
4. A Computer consists of three parts. _____ (false)
5. CPU is also called the brain of a computer. _____ (true)
6. Keyboard is an input device. _____ (true)

Q3. Arrange the following jumble words:-

1. TIORMON - _____ (MONITOR)
2. EBOYAKRD- _____ (KEYBOARD)
3. MSEUO- _____ (MOUSE)
4. MOCTERPU- _____ (COMPUTER)
5. AUABCS- _____ (ABACUS)

Q4. Match the following:-**1. CPU**


-a)



{5}

2. Mouse


-b)



{3}

3. Keyboard

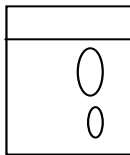
-c)



{2}

4. Monitor

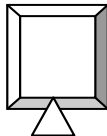
-d)



{1}

5. Abacus

-e)



{4}

Q5. Draw following parts of computer:-

- | | |
|------------|-------------|
| 1. Monitor | 2. CPU |
| 3. Mouse | 4. Keyboard |

Q6. Chose the correct one:-

1. Input Unit:- (Mouse/Monitor)
2. Output Units:- (Monitor/Keyboard)
3. Processing Units:- (C.P.U/keyboard)

EVALUATION 2**2.- COMPUTER****SYSTEM****Term-II**

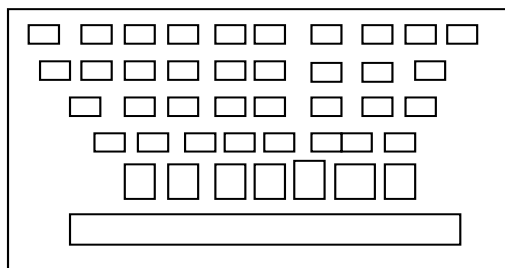
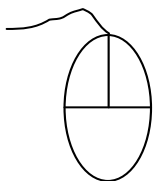
- > Computer is an electronic device (machine).
- > It calculates very fast.
- > It has 4 parts :- 1) keyboard 2) Mouse 3) Monitor 4) CPU
- > Computer works on –INPUT.
- > Computer gives us - OUTPUT.

2. Input and Output

Input :- Data given to a computer is called input.

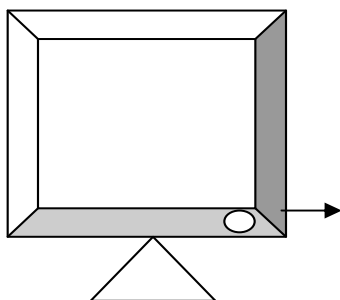
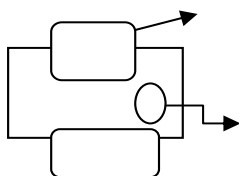
Input Unit:- Data given to a computer by the input unit:-

Keyboard, Mouse

1) Input Device**1. Keyboard****2. Mouse**

Output:- The result given by a Computer is called output.

Output Unit:- Computer gives us result by the output unit :-Monitor, Printer.

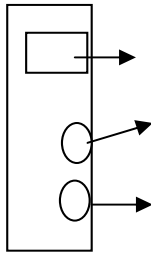
2. Output Device**1. Monitor****2. Printer**

On/Off

Paper

On / Off button

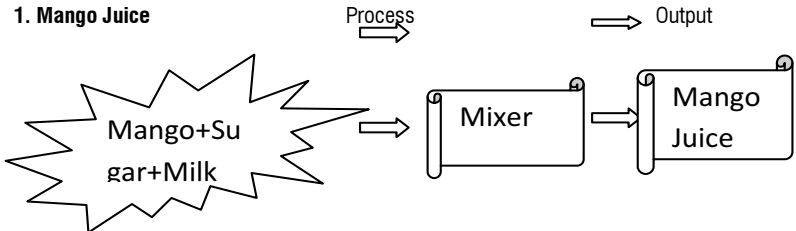
3) Process device (C.P.U)



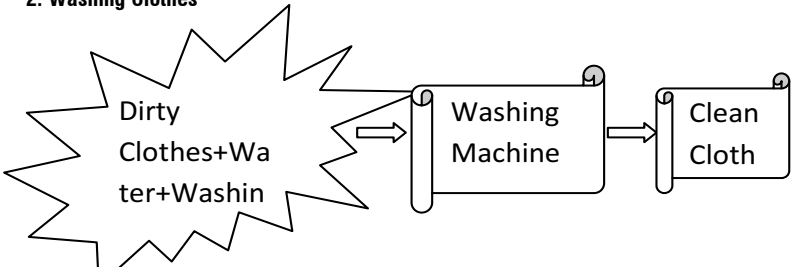
CD Drive
On/off button
Restart button

Input


1. Mango Juice



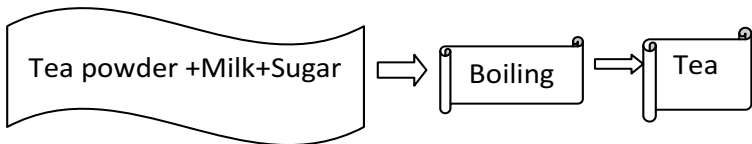
2. Washing Clothes



3. Cooking Food



4. Making Tea



1. Fill the missing letters:-

- | | | |
|------------|------------|--------------|
| 1) INPUT | 5) OUTPUT | 9) DEVICE |
| 2) MOUSE | 6) BUTTON | 10) RESTART |
| 3) PRINTER | 7) MACHINI | 11) MONITOR |
| 4) SPEAKER | 8) BUTTON | 12) KEYBOARD |

2. Fill in the blanks:-

- 1) Data given to a computer in called **INPUT**.
- 2) A device is a **machine**.
- 3) Speaker is an **Output** Device.
- 4) **Keyboard** is an input Device.
- 5) Printer is an **Output** Device.
- 6) In a Computer Processing is done by the **CPU**.
- 7) Mouse is an **Input** Device.

3. State True of False:-

- ❖ Printer is an input device (False)
- ❖ Monitor is processing device (False)
- ❖ The mouse is also called an input device. (true)
- ❖ Speaker is an input device. (False)
- ❖ CPU is known an Processing device. (True)

Complete the following table:-

Input	⇒	Process	⇒	Output
Keyboard	⇒	CPU	⇒	Monitor
Vegetables	⇒	Cooking	⇒	Food
Tea Powder+ Milk+ Sugar	⇒	Boiling	⇒	Tea
Mango+ Milk+ Sugar	⇒	Mixer	⇒	Mango Juice
Water + Dirty Clothes + Soap	⇒	Washing Machine	⇒	Clean Clothes

Marks)

1. Speaker 2. Printer 3. Keyboard 4. C.P.U 5. Mouse

Evaluation-III

TERM 3

1-Keyboard

Keyboard is used to type in computer
 We can type words and number.
 It is called an input device



1. Number Keys No. of Keys- 10




2. Alphabet keys No. of keys-26



3. Entry key No. of keys-1

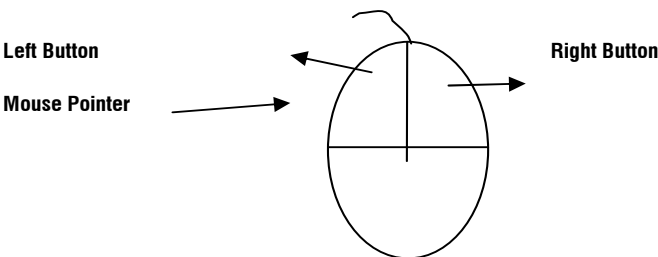


4. Spacebar key No. of key-1



2-Mouse:

The Mouse helps us to control the pointer on the screen.



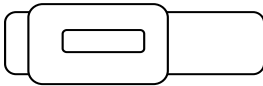
3-Storage Device

This Device is used to store the information

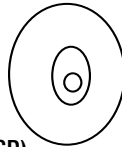
Hard disk: - Used to store information, fixed inside the C.P.U.

Pen drive: - It is an external storage device.

Compact disk (CD):- It can store more information.



Pen drive



Compact disk(CD)

Exercise**Ex1. Fill in the blanks {C.P.U, Circle, Storage, Type, Storage}**

1. Keyboard is used to _____(Type)
2. A hard disk is fixed inside the _____(C.P.U.)
3. Hard disk Pen drive are example of _____ device (Storage)
4. The Mouse helps us to control the _____ on the screen(pointer)
5. Pen drive is _____ device.(Storage)
6. A _____ disk that can store more information.(compact)

Ex2. State True/False

1. Hard disk is storage device. _____(true)
2. The _____ is called mouse pointer _____(True)
3. Pen drive is process device. _____(False)
4. A monitor is a storage device _____(False)
5. Storage Device is store the information's _____(True)
6. Compact disk (CD) is storage device _____(true)

Ex3. Missing words:-

- 1.) E__T__R__ K__Y (ENTER KEY) (5) P__IN__E__(POINTER)
- 2.) FL__PP__(FLOPPY) (6) P__N__D__I__E(PEN DRIVE)
- 3.) K__YB__A__D(KEY BOARD) (7) D__S__(DISK)
- 4.) HA__D__D__S__(HARD DISK) (8) B__TT__N(BUTTON)

Ex4. Match the following:-


1. Pointer :-



2. Enter Key :- A small Plastic disk

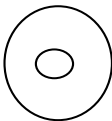

3. Space Bar key :- A circle disk

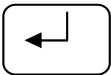
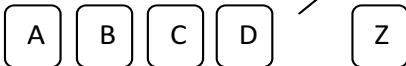
4. Number Key :- 

5. Compact disk (cd) :- 


6. Floppy Disk :- Screen

Ex5. Draw the Following-

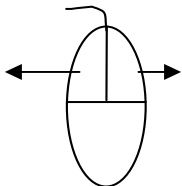
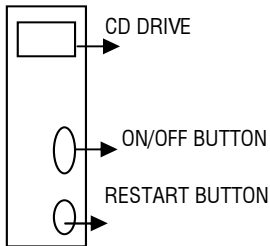
1. Compact disk (CD)  2. Mouse Pointer 



3. Enter Key  


5. Space bar key 


6. Number Keys 


Ex6. Name the following

(1) Mouse  (2) C.P.U 



Left Button  Right Button 

CD DRIVE 

ON/OFF BUTTON 

RESTART BUTTON 

(3) Mouse Pointer

(4) Pen Drive  (5) Compact Di 

Practical

First Evaluation: How to switch on and off computer, Paint Brush

Second Evaluation: Paint Brush

Third Evaluation: Note Pad

DHARAM SHIKSHA (Class-1)

EVALUATION 1

I-Term

प्रश्न: आकाश में हमें क्या दिखाई देता है ?

उ— आकाश में हमे चांद, तारे, और सूरज दिखाई देते हैं ।

प्रश्न: सूरज कब निकलता है ?

उ— सूरज सुबह निकलता है ।

प्रश्न: हमारा वातावरण कैसा होना चाहिए ?

उ— हमारा वातावरण शुद्ध एवं साफ होना चाहिए ।

प्रश्न: वातावरण को साफ रखने के क्या उपाय हैं ?

उ— वातावरण को साफ रखने के लिए गंदगी यहां वहां नहीं फैलाना चाहिए ।

प्रश्न: जीवन के मुख्य आधार कौन-कौन से हैं?

उ— जीवन के मुख्य आधार खाना, कपडा और मकान हैं ।

प्रश्न— खाना कपडा और मकान हमें कौन देता है ?

उ— खाना, कपडा और मकान हमें ओउम देता है ।

प्रश्न: सुवह उठकर क्या करना चाहिए ?

उ— सुबह उठकर दातुन कर, शौच जाकर, अपने माता पिता के चरण छूने चाहिए ।

प्रश्न : कसरत करने से क्या लाभ हैं ?

उ— कसरत करने से हमारा शरीर स्वस्थ व बलवान बनता है ।

प्रश्न: पानी हमें कहां से प्राप्त होता है ?

उ- वर्षा, नल, कुंआ, नदी और तालाब से प्राप्त होता है ।

प्रश्न: हवन से क्या लाभ है ?

उ- हवन करने से वातावरण शुद्ध होता है एवं मन और विचार पवित्र होते हैं ।

प्रश्न: खाना कैसे खाना चाहिए ?

उ- खाना चबा, चबाकर खाना चाहिए ।

प्रश्न: हमें कैसा भोजन करना चाहिए ?

उ- हमें पौष्टिक एवं ताजा भोजन करना चाहिए ।

प्रश्न: सड़क के किस ओर चलना चाहिए ?

उ: सड़क के बायीं ओर चलना चाहिए ।

EVALUATION 2

II-Term

प्रश्न: पाठशाला कैसे मन से जाना चाहिए ?

उ-पाठशाला अच्छे मन से जाना चाहिए ।

प्रश्न: हम पाठशाला क्यों जाते हैं ?

उ- हम पाठशाला पढने, लिखने और अच्छी बातें सीखने जाते हैं ।

प्रश्न: हमें पाठ कहां याद करना चाहिए ?

उ- हमे पाठ शांत वातावरण में याद करना चाहिए ।

प्रश्न: खेलने से क्या लाभ है ?

उ- खेल से हमारा शरीर स्वस्थ और बलवान बनता है ।

प्रश्न: मैदान में खेले जाने वाले पांच खेलों के नाम बताओ ?

उ- कबडडी, खो-खो, फुटवाल, क्रिकेट एवं हाकी ।

प्रश्न- पाठशाला जाकर किसका अभिवादन करना चाहिए ?

उ- पाठशाला जाकर हमें गुरुजनों का अभिवादन करना चाहिए ।

प्रश्न: हमे कक्षा में कौन पढाते हैं ?

उ- हमें कक्षा में अध्यापिका/अध्यापक पढाते हैं ।

प्रश्न : खाने के बाद क्या करना चाहिए ?

उ— खाने के बाद कुल्ला करके हाथ धोने चाहिए ।

प्रश्न: सुबह उठकर क्या करना चाहिए ?

उ— सुबह उठकर दातुन कर शौच जाना चाहिए और व्यायाम करना चाहिए ।

प्रश्न : सुबह उठकर किसका जाप करना चाहिए ?

उ— सुबह उठकर ओउम का जाप करना चाहिए ।

शांति पाठ याद करो ।

EVALUATION 3

III-Term

प्रश्न: सुबह उठकर क्या करना चाहिए ?

उ—सुबह उठकर माता—पिता के चरण छूने चाहिए हाथ मुह धोकर शौच जाना चाहिए ।

प्रश्न: सुबह उठकर किसका भजन करना चाहिए ?

उ— सुबह उठकर भगवान का भजन करना चाहिए ।

प्रश्न: सर्दी में कैसे कपड़े पहनने चाहिए ?

उ— सर्दी में गरम कपड़े पहनने चाहिए ।

प्रश्न: हमें कैसा भोजन करना चाहिए ?

उ— हमें बासी व ठंडा भोजन न खाकर गरम खाना, खाना चाहिए ।

प्रश्न: हमें कहां धूमने जाना चाहिए ?

उ— हमें बाहर साफ हवा और बगीचे में धूमना चाहिए ।

प्रश्न— गर्मी में कैसे कपड़े पहनने चाहिए ?

उ— गर्मी में सूती कपड़े पहनने चाहिए ।

प्रश्न: हमें कैसा भोजन नहीं करना चाहिए ?

उ— हमें बासी व ठंडा भोजन नहीं खाना चाहिए ।

प्रश्न : सड़क पर किस और चलना चाहिए ?

उ— सड़क पर बायीं ओर चलना चाहिए ।

प्रश्न: सड़क कैसे पार करना चाहिए ?

उ- सडक धीरे धीर इधर उधर देखकर पार करनी चाहिए ।

प्रश्न : हमें कैसे बोल नही बोलने चाहिए ?

उ- हमें झूठे बुरे और कडवे बोल नही बोलने चाहिए ।

प्रश्न: हमे कैसे बोल बोलने चाहिए ?

उ- हमें सच भले और मीठे बोल बोलना चाहिए ।

प्रश्न : धर लौटकर क्या करना चाहिए ?

उ- हमें धर लौटकर हाथ मुह पैर धोकर दूध पीना चाहिए और उसके बाद खेलने जाना चाहिए ।

प्रश्न: हमें किसकी सेवा करनी चाहिए ?

उ- हमें माता-पिता और बड़ों की सेवा करनी चाहिए ।

प्रश्न : हमें कैसे काम करना चाहिए ?

उ- हमें भले काम करना चाहिए ।

शांति पाठ और गायत्री मंत्र याद करो ।

G.K (ORAL)/ CONVERSATION

EVALUATION 1

1st Term

MY SELF

1. What is your name?

Ans. My name is _____

2. How old are you?

Ans. I am five yours olds

3. Who are you?

Ans. I am a boy/girl.

4. In which class do you study?

Ans. I study in class 1.

5. Which is your favourite colour?

Ans. My favourite colour is _____

Ans. Sparrow, Crow, Pigeon, Dove, Duck, Eagle and Wood pecker.

ANIMALS AND BRIDS

Q.1. Name some wild animals?

Ans. Elephant ,Giraffe, Lion, Monkey, kangaroo

Bear and Fox.

Q.2. Name some domestic animals?

Ans. Goat,camal,Buffalo,Sheep,Donkey ,Dog & Cow.

Q.3. Name some pet animals?

Ans. Cat, Dog, Rabbit, Parrot, Ginny Pig and Rat.

Q.4. Name some water animals?

Ans. Fish, Dolphin, Snake, Crab, Turtle and lobster.

Q.5. Name some birds name?

MY SCHOOL

Q.1. What is the name of your school?

Ans. The name of my school is _____

Q.2. Who is the head of the school?

Ans. Principal is the head of the school.

Q.3. Who is your principal?

Ans. Our Principal is Mr./Mrs. _____

Q.4. Who is your class teacher?

Ans. My class teacher is Mr./Mrs. _____

Q.5. Where is your school?

Ans. My school is in _____

2nd Term**DWELLINGS (ANIMAL HOME)**

1. Where do we live?

Ans. We live in our houses.

2. Where does a cow live?

Ans. A cow lives in a cow shed.

3. Where does a dog live?

Ans. A dog lives in a kennel.

4. Where does a bee live?

Ans. A bee lives in a bee hives.

5. Where does a bird live?

Ans. A bird lives in a nest.

6. Where does a horse live?

Ans. A horse lives in a stable.

7. Where does a rat live?

Ans. A rat lives in a hole.

8. Where does a rabbit/fox live?

Ans. Rabbit/fox lives in a burrow.

ANIMALS AND BIRDS

1. With that we walk?

Ans. We walk with our leg.

2. With what do you see?

Ans. I see with my eyes.

3. With what do we speak?

Ans. We speak with our tongue.

4. With what do we smell?

Ans. We smell with our nose.

5. With that do we hear?

Ans. We hear with our ears

EVALUATION 2**FOOD & DRINKS**

1. Are you vegetarian or non vegetarian?

Ans. I am a vegetarian/ non vegetarian.

2. What do you drink in the morning?

Ans. I drink milk in the morning.

3. What do you take for your breakfast?

Ans. I take milk, butter-bread, fruits and dry fruits, Poha and sandwich.

4. When do you take your dinner?

Ans. I take my dinner at 90" clock.

5. Name the item made of milk?

Ans. Kheer, cheese curd, butter and ice-cream.

6. Which dishes are made of rise?

Ans. Pulav, idli, dosa, vegetable-biryani and kheer.

EVALUATION 3**3rd Term****ANIMALS AND THEIR YOUNG ONES**

Q.1. What is the young one a lion called?

DAYS, WEEKS, MONTHS AND YEARS

1. How many days are there in a week?

Ans. There are seven days in a week.

2. Name the days of the week?

Ans. The days of the week are-Sunday, Monday, Tuesday, Wednesday, Thursday, Friday

,Saturday.

3. How many months are there in a year?

Ans. There are 12 months in a year.

4. Name the months?

Ans. January, February, March, April

May, June, July, August, September, October,

November, December.

5. Which is the first day of the week?

Ans. Sunday is the first day of the week.
ducking.

6. Which is the last day of the week?

Ans. Saturday is the last day of the week.
colt.

WORD TRAIN

Ex:-

Class-straw-watch-hang-giraffe

Minimum 10 example (practice)

GROUP NAME

Q.1. What do we call ground. Cabbage, brinjal, potato, and beans?

Ans. We call them vegetables.

Q.2. What do we call bananas, apples, grapes and oranges?

Ans. They are called fruits.

Q.3. How do we group marigold, aster, lotus, rose, lily and jasmine?

Ans. We group them as flowers.

Ans. The young one a lion is called a cub.

Q.2. What is the young one of a cat called?

Ans. The young one of a cat is called a kitten.

Q.3. What is the young one of a dog called?

Ans. The young one of a dog is called a puppy.

Q.4. What is the young one of a sheep called?

Ans. The young one of a sheep is called a lamb.

Q.5. What is the young one of a cow called?

Ans. The young one of a cow is called a calf.

Q.6. What is the young one of a hen called?

Ans. The young one of a hen is called a chick.

Q.7. What is the young one of a duck called?

Ans. The young one of a duck is called a duckling.

Q.8. What is the young one of a horse is called ?

Ans. The young one of a horse is called a colt.

Q.9. What is the young one of a kangaroo is called?

Ans. The young one of a kangaroo is called a Joey.

Q.4. How do we group lion, tiger, bear, monkey and elephant?

Ans. We group them a wild animal.

Q.5. What is the group name for dog, parrot and cat?

Ans. We call them pets.

Q.6. What is the group name for cow, buffalo, ox, horse, donkey?

Ans. They are called domestic animals.

Q.7. What do we called peepal, neem, banyan, oak and teak?

Ans. They are called trees.

Q.8. What is the group name for chair, table, bench, desk and sofa etc?

Ans. We call them furniture.

QUALITIES OF IDEAL CHILD

Q.1. What should you say when someone gives you something?

Ans. We should say "Thanks you".

Q.2. What should you say if you do anything wrong?

Ans. We should say sorry.

Q.3. What should you say when you interrupt anyone?

Ans. We should say "Excuse me"

Q.4. How should you keep your books and note books?

Ans. We should keep our books and note books clean.

Q.5. Should you fight or push other children?

Ans. No, we should not fight or push other children.

Q.6. Where should we throw the waste?

Ans. We should throw the waste in the dustbin.

Q.7. What should you reply when someone say "thank you"

Ans. We should say "my pleasure"

FESTIVALS

Q.1. When do we celebrate our independence day?

Ans. We celebrate our independence day on 15th August.

Q.2. When does X-mas festival falls every year?

Ans. X-mas festival falls every year on 25th December.

Q.3. Who celebrates the “id” festival?

Ans. Muslims celebrates the “id” festival.

Q.4. Which festival is know as the festival of light?

Ans. Diwali is know as the festival of lights.

Q.5. When do we celebrate our Republic day?

Ans. We celebrate our Republic day on 26th January.

Q.6. In which festival do people sprinkle colours on one another?

Ans. In “Holi” people sprinkle colours on one another.

SUB: DRAWING**EVALUATION 1****I Term**

1. colour evenly and neatly

{step by step page no. 1 to 13}

2. Create things out of given materials.

EVALUATION 3**II Term**

Colour evenly and neatly

{step by step page no. 14 to 26}

1. Create things out of given materials.

2. Shows originality and imagination while drawing on a theme

{Listening and drawing and free hand drawing}

EVALUATION 3**III Term**

1. Colour evenly and neatly

{step by step page no. 27 to 40}

2. Uses water colour.

3. Shows originality and imagination while drawing.

- A) Drawing on a theme.
- B) Free hand drawing.

**SUB: PHYSICAL DEVELOPMENT
EVALUATION 1**

I - Term

- 1. Walk backwards.
- 2. Pour water with perfection.
- 3. Runs a distance of 20 m, sack/spoon race.
- 4. Tosses and bounces a ball.
- 5. Musical fruits circle.
- 6. Rolls the type or another movable objects.
- 7. Uses all the permanent play equipment with confidence.

EVALUATION 2

Term-II

AUG Song

- 1. Actively participates indoor games.
- 2. Actively participates outdoor games.
- 3. Conducts free movements with body control.

- 4. Throw ball at given target.
- 5. Participates in races.

EVALUATION 3

III Term

- 1. Actively participates indoor games.
- 2. Actively participates outdoor games.
- 3. Show body control during exercises.
- 4. Enjoy group game.

SUB: MUSIC EVALUATION 1

Term-I

APRIL Poem with Action

APRIL DAV Anthem

JUNE Poem with Action

JULY Action Song and Poem

EVALUATION 2

TERM II

OCT Song

NOVEMBER Poem With Action

EVALUATION 3

Term-III

DECEMBER BHAJAN

JAN poem With Action

FEB Bhajan

